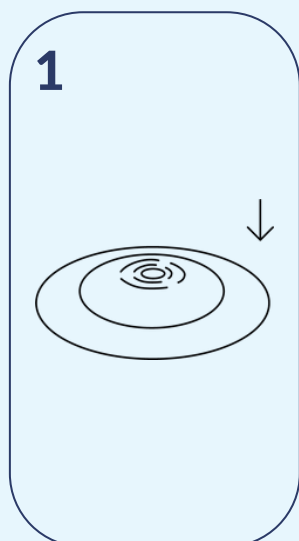
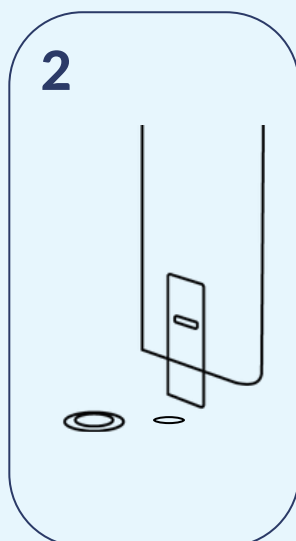


SYSTEM RINSE PROCESS

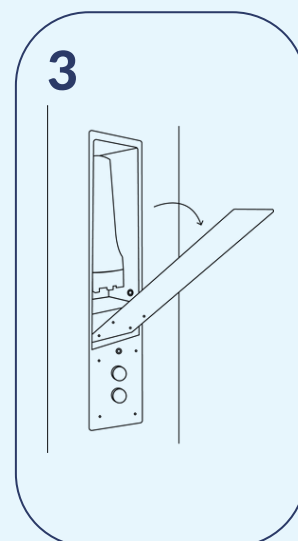
The system rinse process ensures the internal cleaning of LOOP. It must be performed after 200 shower, however min. every 14 days. The system rinse process is important to ensure clean bathing water. It takes 30 seconds to start the process. The entire process runs automatically for 10 minutes.



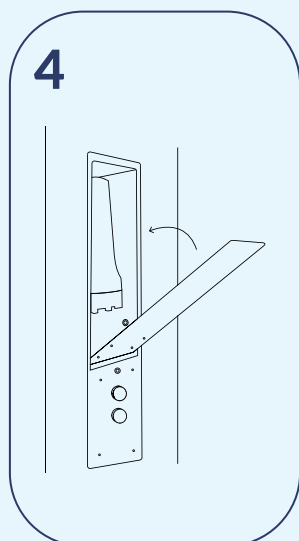
Push the drain cover to the down-position. Point the hand shower towards the wall.



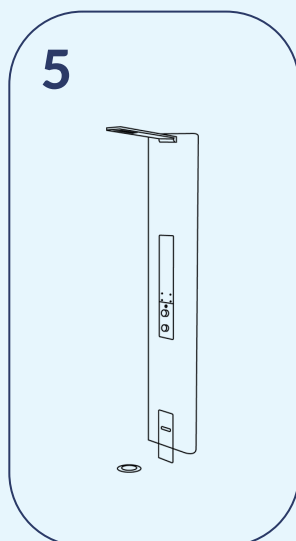
Place a rinse tablet on the floor in front of service hatch 2.



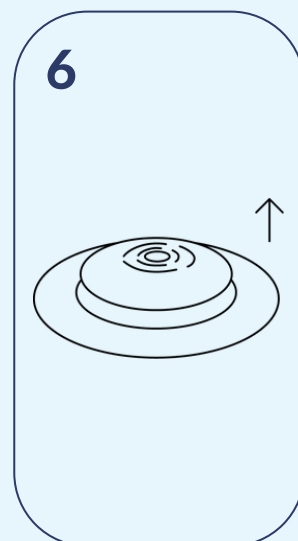
Open service hatch 1. Push the service button until it starts blinking.



Close service hatch 1 and exit the shower. After 30 seconds, the water runs from the head shower.



LOOP now performs the system rinse process automatically. The entire process takes 10 minutes.



When the green light stops blinking, the process is completed. Tap the drain cover to up-position to drain the water.

NB:

The LOOP button blinks until the process is completed. Do not shower during the system rinse process.